



DT25

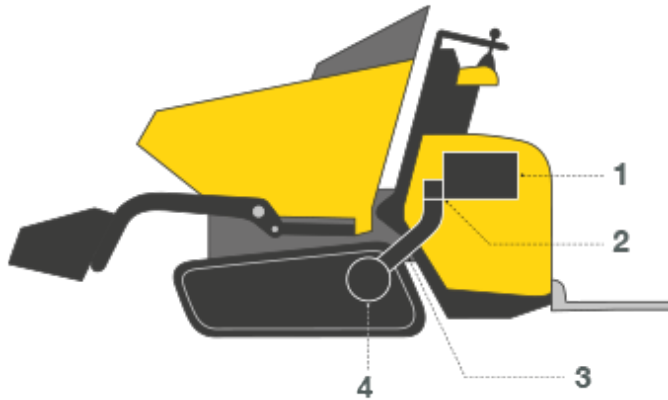
Track Dumpers



Tons of benefits – DT25.

The hydraulic drive of the track dumper DT25 is controlled by a joystick, and the roll bar folds down for negotiating low-clearance passageways. The low center of gravity increases stability and guarantees gradeability of up to 70%.

- The rotating driver's seat with integral "Logic" control of the direction of travel increases productivity and reduces damage to the ground.
- The one-piece engine hatch and optimal configuration of the service points make daily maintenance easy.
- The rotating driver's seat (with integral "Logic" control of the direction of travel) avoids turning the machine itself. That increases productivity through faster working cycles and also reduces damage to the ground.




1. Diesel engine
2. Dual variable displacement pump
3. High pressure lines from the pump to the motor
4. Distributor transmission/axle

Hydrostatic drive system

Simply start and off you go: Thanks to the hydrostatic drive system, no frequent gear changing is required and the operator can focus entirely on his work. Ideal for rental parks or frequently changing operators.

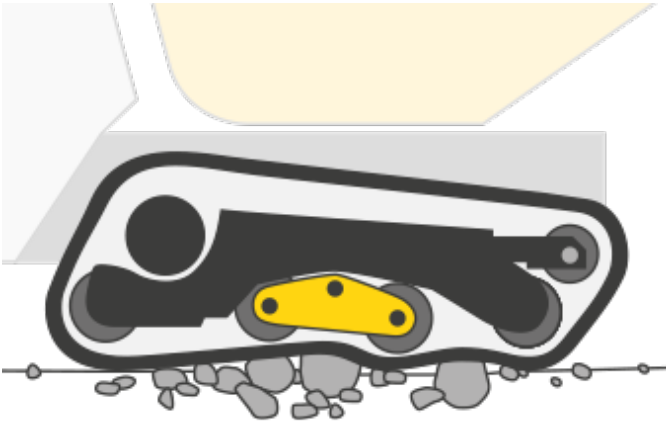
- Hydraulically activated, pilot-controlled forward + reverse travel lever for sensitive operation of the DT12, DT15 and DT25
- Two driving positions: optionally sensitive with a high tractive force or fast (not in DT10)
- Hydraulically activated drive system and work hydraulics can be operated independently from each other
- Low service and maintenance costs thanks to the low-wear drive system



Maintenance

Valuable time can be saved during maintenance and therefore money can also be saved. The better and faster the access to the hydraulics or engine are, the faster the machine is back in application.

- Good service access in order to safely take care of daily control procedures
- Quick access to the maintenance points
- High degree of safety due to the lockable engine hood



Always constant propulsion,

because the suspension-mounted rollers adapt to any terrain.

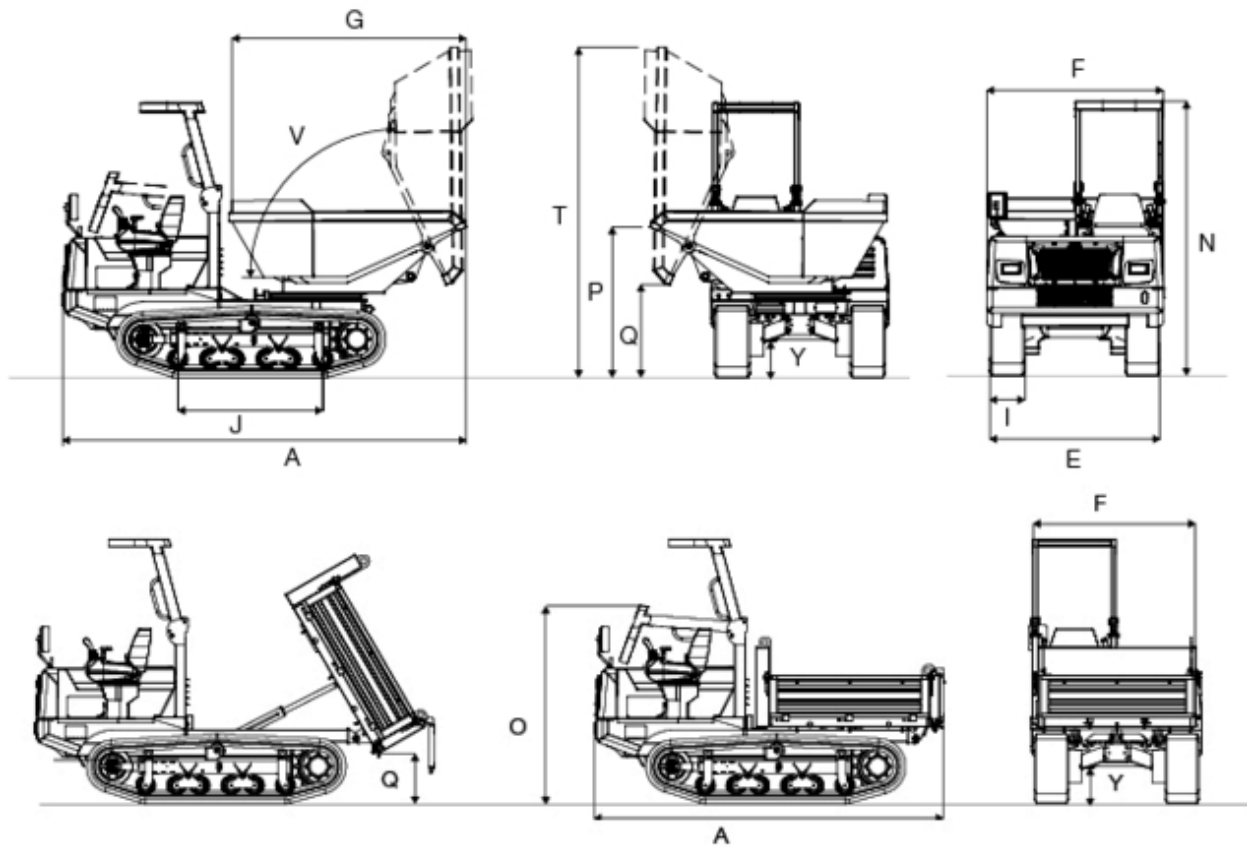


Technical specifications

	Swivel tip skip	Front tip skip platform
Operating data		
Shipping weight Diesel kg	2,800	2,700
Payload max. kg	2,500	2,500
Skip capacity level l	1,120	920
Skip capacity heaped l	1,503	1,503
L x W x H mm	3666 x 1550 x 2500	3295 x 1550 x 2500
Engine / Motor		
Engine performance Diesel kW	33	33
at rpm rpm	2,350	2,350
Travel speed 1 km/h	5	5
Travel speed 2 km/h	11	11
Gradeability %	36	36
Fuel tank capacity l	54	54



Dimensions



Swivel tip skip

Front tip skip platform

		Swivel tip skip	Front tip skip platform
A	Length (without running board)	3,666 mm	3,295 mm
E	Width Undercarriage	1,550 mm	1,550 mm
F	Skip width	1,532 mm	1,485 mm
G	Skip length	2,128 mm	1,775 mm
I	Chain width Track	320 mm	320 mm
J	Length Track	1,319 mm	1,319 mm
N	Height over ROPS rollbar	2,500 mm	2,500 mm
O	Height over ROPS rollbar (collapsed)	1,870 mm	1,870 mm
P	Height of skip front edge	1,370 mm	1,210 mm



**WACKER
NEUSON**
all it takes!

Q	Dumping height	850 mm	468 mm
T	Height Max., skip raised	3,000 mm	2,344 mm
V	Tip-out angle Skip dumping	90 °	60 °
Y	Ground clearance	350 mm	350 mm

Please note

that product availability can vary from country to country. It is possible that information / products may not be available in your country. More detailed information on engine power can be found in the operator's manual; the stated power may vary due to specific operating conditions. Subject to alterations and errors excepted. Applicable also to illustrations.
Copyright © 2016 Wacker Neuson SE.